

# Tulip Farm



Foundations Collection  
Coming June/July 2024

80" x 80"

AC3:a & :b, AC5,  
C3, C4  
Grey  
1 1/2 yd




AC4:a & :b, AC6, B5,  
C1, D2  
Black  
4 1/8 yd




AC1, AC8:a & :b, AC10, B3-  
10x10, B4-10x10, C2, C6  
White  
4 5/8 yd



AC2:d, B2, C5:a, D1:a  
Blueberry  
7/8 yd




AC2:a\*, AC7:a & :b, AC9:a &  
:b, B1-10x10, B2-10x10, C5:d  
Rosewood  
1 1/8 yd



AC2:c, B7-10x10, D1:f  
Geranium  
3/4 yd






AC2:g, B1,  
B3, C5:e, D1:b  
Pool  
1 yd



AC2:b, B4,  
C5:b, D1:c  
BE24-G1  
7/8 yd

AC2:e, B5-10x10, C5:c, D1:e  
BE41-C1  
7/8 yd

AC2:f, AC11,  
D1:d  
BE28-G1  
7/8 yd



Colorway by CI Susan Deshensky

Backing: As Desired, 7 3/8 • Binding: Black, 3/4 yd



AC2:h, B6-10x10, C5:f  
BE24-A1  
1/2 yd

*\*In the Original pattern, AC2 only uses an :a and a :b, for (2) alternating colors. In this sample, AC2 requires (8) different fabrics. So, you will have an AC2:a to AC2:h, and stack all the individual strips.*

Quiltworx.com  
*Judy Niemeyer Quilting*

E-mail: info@quiltworx.com  
Website: www.quiltworx.com

Visit us on:

