


Sawtooth

4th of July JNQ00275-D-001

GROUP D1: SAWTOOTH INSTRUCTIONS

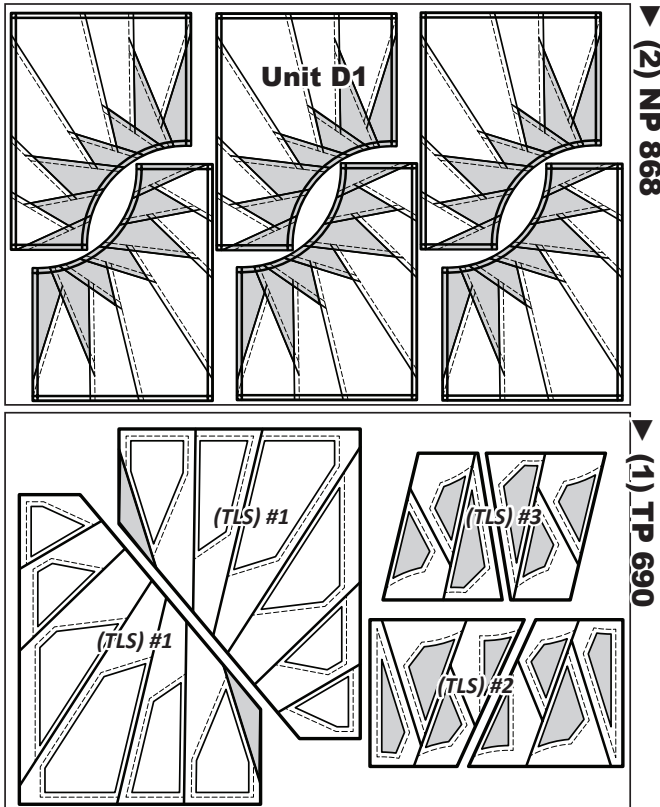
Ziploc Storage Bags: You will need (1) large Unit Bag and (2) smaller Color Group Bags to complete the organization for these instructions. Label the bags as follows.

- **Unit Bag #D1:** Unit D1 associated Templates.
- **Color Group Bag (CG1 & CG3):** (5) Unit D1 Papers
- **Color Group Bag (CG2 & CG4):** (5) Unit D1 Papers



► Preparing Foundation Papers & Templates:

Cut out (10) Unit D1, papers [NP 868]. Place (5) papers into each assigned Color Group Bag (CG1 & CG3) & (CG2 & CG4). The remaining papers are extras. The Template Layout Sheets (TLS) [TP 690] are placed in Unit Bag #D1. After the fabric has been cut, the individual Sec. Temp's from each layout sheet are placed with the foundation papers into their assigned Color Group Bags, both group bags are then placed inside Unit Bag #D1.



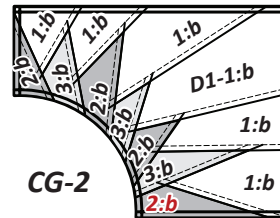
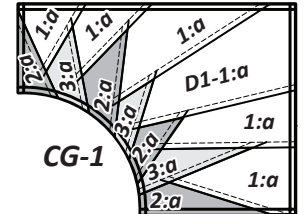
► Spike Fabric Information:

The *Unit Chart* at the bottom of the page includes yardage, fabric numbers, and a reference to the Fabrics #s assigned to the (TLS) for **Unit D1**. Fabric D1-1 is assigned to the (4) colors which are used for the background sections. Fabric D1-2 and D1-3 are each assigned to the (2) colors which are used for the spikes. The yardage included for each color is calculated to complete up to (4) blocks in each Color Group.

► (4) Color Group Layouts

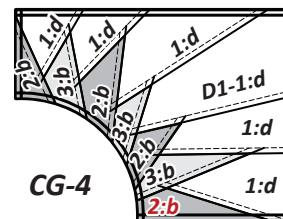
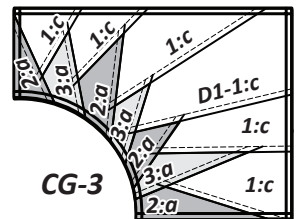
NOTE - Backside Graphic: The color layout shown matches the printed side of the paper, which is the back side of the quilt. Fabrics #s 1, 2 & 3 are repeated on each block. The background colors (a-d) assigned to each fabric # are different for each Color Group. A Front Side view is on the lat page.

► Color Group 1, Make (3) Blocks



► Color Group 2, Make (3) Blocks

► Color Group 3, Make (2) Blocks



► Color Group 4, Make (2) Blocks

Unit D1, Yardage, (10) units.

| GROUP-D1, FABRIC # | YD'S OR INCH | FABRIC SWATCH | FABRIC SWATCH | FABRIC SWATCH | FABRIC SWATCH |
|----------------------------------------------------|---------------------|------------------|---------------------|---------------|------------------|
| Fabric D1-1: (4) Colors. Unit D1: Bkg. (TLS) #1 | 1/2 yd or (18") ea. | D1-1:a (Peacock) | D1-1:b (4932-Night) | D1-1:c (Navy) | D1-1:d (Emerald) |
| Fabric D1-2: (2) Colors. Unit D1: Spikes (TLS) #2 | 1/4 yd or (8") ea. | D1-2:a (Pink) | D1-2:b (Mint) | D1-2:a (Pink) | D1-2:b (Mint) |
| Fabric D1-3: (2) Colors. Unit D1: Spikes, (TLS) #3 | 1/4 yd or (8") ea. | D1-3:a (Red) | D1-3:b (Beach) | D1-3:a (Red) | D1-3:b (Beach) |