

# Geodes

**YouTube**  
ONLINE DEMO  
COMING FEBRUARY 2024

*Free Spirit*  
Tula Pink  
True Colors Collection

## 66x66




Backing: 4 1/8 yd • Binding: PWTP157.INK Fairy Flakes, 5/8 yd




A1, B1-1, B1-4,  
B2-1:a, C2-1, D1, E1  
PWTP157.INK  
5 7/8 yd




B1-3, B2-1:b  
PWTP157.PAPER  
1 yd




B1-2:d,  
B2-2:b(1), C2-2:e  
PWTP185.MEADOW  
1/2 yd




B1-2:b, B2-2:d(1), C2-2:g  
PWTP185.PEACHY  
1/2 yd




B2-2:e(2)  
PWTP185.PEACOCK  
1/4 yd




B1-2:h,  
B2-2:a(2), C2-2:a  
PWTP185.THISTLE  
1/2 yd




B1-2:f, B2-2:c(2),  
C2-2:c  
PWTP185.SKY  
1/2 yd




B1-2:e,  
B2-2:d(2), C2-2:d  
PWTP186.SONGBIRD  
1/2 yd




B2-2:a(1)  
PWTP186.FERN  
1/4 yd




B1-2:g,  
B2-2:b(2), C2-2:b  
PWTP186.ASTER  
1/2 yd



B1-2:c,  
B2-2:c(1), C2-2:f  
PWTP186.SUNRISE  
1/2 yd



B1-2:a,  
B2-2:e(1), C2-2:h  
PWTP186.WILDFIRE  
5/8 yd



*Quiltworx.com*

E-mail: [info@quiltworx.com](mailto:info@quiltworx.com)

Website: [www.quiltworx.com](http://www.quiltworx.com)

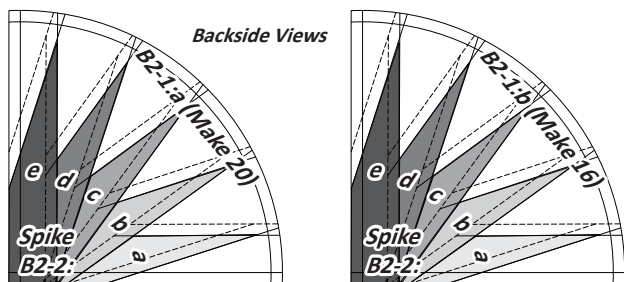
Visit us on:



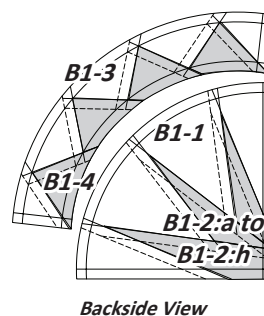
Fireworks Mixer

Rev. 9/1/2023

► **Group B2: Spike Color Layout**



► **Group B1: Crowned Star Color Layout**

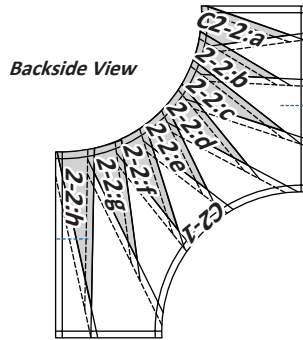


<b>Unit B2: (36) Blocks</b>		
<b>GROUP-B2 FAB- RIC #</b>	<b>YARDAGE INCH</b>	<b>FABRIC SWATCH</b>
Fabric B2-1:a Unit B2 (TLS) #1	7/8 yd or (30")	Fabric Swatch
	Cut <b>(5)</b> 6" Strips	
Fabric B2-1:b Unit B2 (TLS) #1	3/4 yd or (24")	Fabric Swatch
	Cut <b>(4)</b> 6" Strips	
Fabric B2-2:a <b>(1)</b> Spikes Unit B2 Templates (B-2, B-4, B-6, B-8, B-10)	1/4 yd or (7-1/2")	Fabric Swatch
	Cut <b>(3)</b> 2-1/2" Strips	
Fabric B2-2:a <b>(2)</b> Spikes Unit B2 Templates (B-2, B-4, B-6, B-8, B-10)	1/4 yd or (7-1/2")	Fabric Swatch
	Cut <b>(3)</b> 2-1/2" Strips	
Fabric B2-2:b <b>(1)</b> Spikes Unit B2 Templates (B-2, B-4, B-6, B-8, B-10)	1/4 yd or (7-1/2")	Fabric Swatch
	Cut <b>(3)</b> 2-1/2" Strips	
Fabric B2-2:b <b>(2)</b> Spikes Unit B2 Templates (B-2, B-4, B-6, B-8, B-10)	1/4 yd or (7-1/2")	Fabric Swatch
	Cut <b>(3)</b> 2-1/2" Strips	
Fabric B2-2:c <b>(1)</b> Spikes Unit B2 Templates (B-2, B-4, B-6, B-8, B-10)	1/4 yd or (7-1/2")	Fabric Swatch
	Cut <b>(3)</b> 2-1/2" Strips	
Fabric B2-2:c <b>(2)</b> Spikes Unit B2 Templates (B-2, B-4, B-6, B-8, B-10)	1/4 yd or (7-1/2")	Fabric Swatch
	Cut <b>(3)</b> 2-1/2" Strips	
Fabric B2-2:d <b>(1)</b> Spikes Unit B2 Templates (B-2, B-4, B-6, B-8, B-10)	1/4 yd or (7-1/2")	Fabric Swatch
	Cut <b>(3)</b> 2-1/2" Strips	
Fabric B2-2:d <b>(2)</b> Spikes Unit B2 Templates (B-2, B-4, B-6, B-8, B-10)	1/4 yd or (7-1/2")	Fabric Swatch
	Cut <b>(3)</b> 2-1/2" Strips	
Fabric B2-2:e <b>(1)</b> Spikes Unit B2 Templates (B-2, B-4, B-6, B-8, B-10)	1/4 yd or (7-1/2")	Fabric Swatch
	Cut <b>(3)</b> 2-1/2" Strips	
Fabric B2-2:e <b>(2)</b> Spikes Unit B2 Templates (B-2, B-4, B-6, B-8, B-10)	1/4 yd or (7-1/2")	Fabric Swatch
	Cut <b>(3)</b> 2-1/2" Strips	

<b>Units B1-1: Unit B1-2: (16) Blocks ea.</b>			
<b>GROUP-B1 FABRIC #</b>	<b>YARDAGE INCH</b>	<b>FABRIC SWATCH</b>	
Fabric B1-1: Bkg. Unit B1-1 (TLS) #1	5/8 yd or (22")	Fabric Swatch	
	<b>(4)</b> 5-1/2" Strips		
Fabric B1-2:a to B1-2:h Spikes Unit B1-1 (Temp B1-2)	1/8 yd or (2"), ea.	Fabric Swatch:a RED	
	<b>(1)</b> 2" Strip per fabric :a to :e		
Fabric Swatch :b ORANGE	Fabric Swatch :c YELLOW	Fabric Swatch :d GREEN	Fabric Swatch:e TEAL
Fabric Swatch :f BLUE	Fabric Swatch :g PURPLE	Fabric Swatch :h PINK	
Fabric B1-3: Bkg. Unit B1-2 (TLS) #3	3/8 yd (12")	Fabric Swatch	
	<b>(4)</b> 3" Strips		
Fabric B1-4: Spikes Unit B1-2 (TLS) #4	3/8 yd (12")	Fabric Swatch	
	<b>(4)</b> 3" Strips		

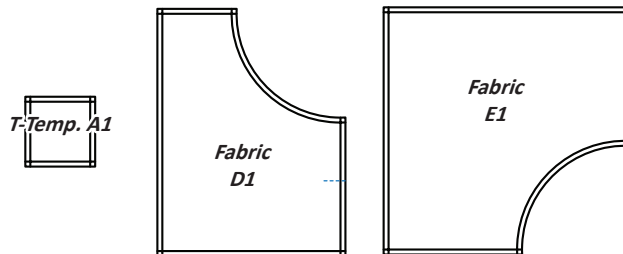


► **Group C2: Sunray Color Layout**



<b>Unit C2: (16) Blocks</b>		
<b>GROUP-C2 FAB- RIC #</b>	<b>YARDAGE INCH OR # OF STRIPS</b>	<b>FABRIC SWATCH</b>
<u>Fabric C2-1: Bkg.</u> Unit C2 (TLS) #1	2 yds, or (70") Cut <b>(8)</b> 8-3/4" Strips	Fabric Swatch
<u>Fabrics C2-2:a to C2-2:g</u> Temp C2-2, 4, 6, 8, 10, 12, & 14	1/48 Yd, or 5" Cut <b>(2)</b> 2-1/2" Strip, ea.	Fabric Swatch :a
Fabric Swatch :b	Fabric Swatch :c	Fabric Swatch :d
Fabric Swatch :e	Fabric Swatch :f	Fabric Swatch :g
Fabric C2-2:h Temp C2-16	3/8 Yd, or 10" Cut <b>(4)</b> 2-1/2" Strips	Fabric Swatch :h

► **Group C2: Blank Borders Color Layout**



<b>T-Template D1 &amp; E1: Cut (8) T-Temp D1 &amp; (12) T-Temp E1</b>		
<b>BLANK T-TEM- PLATE FABRIC #</b>	<b>YARDAGE INCH</b>	<b>ASSIGNED COLOR</b>
<u>Fabric A1:</u> T-Temp A1	1/8 Yd, or 3-3/4" <b>(1)</b> 3-3/4" Strip	Fabric Swatch
<u>Fabric D1:</u> T-Temp D1	5/8 Yd, or 22" <b>(2)</b> 22" Strips	Fabric Swatch
<u>Fabric E1:</u> T-Temp E1	1-3/8 Yard, or 49" <b>(3)</b> 17" x 42" Strips	Fabric Swatch

Fabric B2-1:a  
Unit B2 (TLS) #1  
(5) 6" Strips

Fabric B2-2:e(1) Spikes  
Unit B2 Templates  
(B-2, B-4, B-6, B-8, B-10)  
(3) 2-1/2" Strips

Fabric B1-2:h Spikes  
Unit B1-1 (Temp B1-2)  
(1) 2" Strip

Fabric B2-1:b  
Unit B2 (TLS) #1  
(4) 6" Strips

Fabric B2-2:e(2) Spikes  
Unit B2 Templates  
(B-2, B-4, B-6, B-8, B-10)  
(3) 2-1/2" Strips

Fabric B1-3: Bkg.  
Unit B1-2 (TLS) #3  
(4) 3" Strips

Fabric B2-2:a(1) Spikes  
Unit B2 Templates  
(B-2, B-4, B-6, B-8, B-10)  
(3) 2-1/2" Strips

Fabric B1-1: Bkg.  
Unit B1-1 (TLS) #1  
(4) 5-1/2" Strips

Fabric B1-4: Spikes  
Unit B1-2 (TLS) #4  
(4) 3" Strips

Fabric B2-2:a(2) Spikes  
Unit B2 Templates  
(B-2, B-4, B-6, B-8, B-10)  
(3) 2-1/2" Strips

Fabric B1-2:a Spikes  
Unit B1-1 (Temp B1-2)  
(1) 2" Strip

Fabric C2-1: Bkg.  
Unit C2 (TLS) #1  
(8) 8-3/4" Strips

Fabric B2-2:b(1) Spikes  
Unit B2 Templates  
(B-2, B-4, B-6, B-8, B-10)  
(3) 2-1/2" Strips

Fabric B1-2:b Spikes  
Unit B1-1 (Temp B1-2)  
(1) 2" Strip

Fabrics C2-2:a  
Temp C2-2, 4, 6, 8, 10, 12, & 14  
(2) 2-1/2" Strips

Fabric B2-2:b(2) Spikes  
Unit B2 Templates  
(B-2, B-4, B-6, B-8, B-10)  
(3) 2-1/2" Strips

Fabric B1-2:c Spikes  
Unit B1-1 (Temp B1-2)  
(1) 2" Strip

Fabrics C2-2:b  
Temp C2-2, 4, 6, 8, 10, 12, & 14  
(2) 2-1/2" Strips

Fabric B2-2:c(1) Spikes  
Unit B2 Templates  
(B-2, B-4, B-6, B-8, B-10)  
(3) 2-1/2" Strips

Fabric B1-2:d Spikes  
Unit B1-1 (Temp B1-2)  
(1) 2" Strip

Fabrics C2-2:c  
Temp C2-2, 4, 6, 8, 10, 12, & 14  
(2) 2-1/2" Strips

Fabric B2-2:c(2) Spikes  
Unit B2 Templates  
(B-2, B-4, B-6, B-8, B-10)  
(3) 2-1/2" Strips

Fabric B1-2:e Spikes  
Unit B1-1 (Temp B1-2)  
(1) 2" Strip

Fabrics C2-2:d  
Temp C2-2, 4, 6, 8, 10, 12, & 14  
(2) 2-1/2" Strips

Fabric B2-2:d(1) Spikes  
Unit B2 Templates  
(B-2, B-4, B-6, B-8, B-10)  
(3) 2-1/2" Strips

Fabric B1-2:f Spikes  
Unit B1-1 (Temp B1-2)  
(1) 2" Strip

Fabrics C2-2:e  
Temp C2-2, 4, 6, 8, 10, 12, & 14  
(2) 2-1/2" Strips

Fabric B2-2:d(2) Spikes  
Unit B2 Templates  
(B-2, B-4, B-6, B-8, B-10)  
(3) 2-1/2" Strips

Fabric B1-2:g Spikes  
Unit B1-1 (Temp B1-2)  
(1) 2" Strip

Fabrics C2-2:f  
Temp C2-2, 4, 6, 8, 10, 12, & 14  
(2) 2-1/2" Strips

Fabrics C2-2:g  
Temp C2-2, 4, 6, 8, 10, 12, & 14  
(2) 2-1/2" Strips

Fabric C2-2:h  
Temp C2-16  
(4) 2-1/2" Strips

Fabric A1:  
T-Temp A1  
(1) 3-3/4" Strip

Fabric D1:  
T-Temp D1  
(2) 22" Strips

Fabric E1:  
T-Temp E1  
(3) 17" x 42" Strips

Binding  
5/8 yd