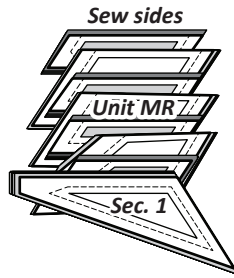


STACKING: UNIT MR BAG #M2

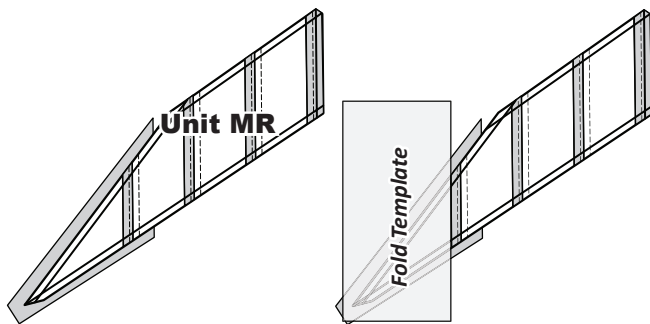
Position the templates and fabric pieces in numerical order facing *right-side up*, with the *sew-sides* aligned at the top. *Sec. 1* does not have a sew side.



Stacking: The stacking process begins with the largest *Sec. #* on the bottom. The pieces are stacked in reverse order finishing with *Sec. 1* on top.

FOUNDATION PAPER PIECING: UNIT MR

Step 1: The beginning steps for paper piecing are the same for all units. We have shared with you the first two steps to get you started with Units MR. After the piecing is completed, sew the (TRP) Lines and trim the excess fabric away around the perimeter of the foundation paper.



BLOCK ASSEMBLY INSTRUCTIONS

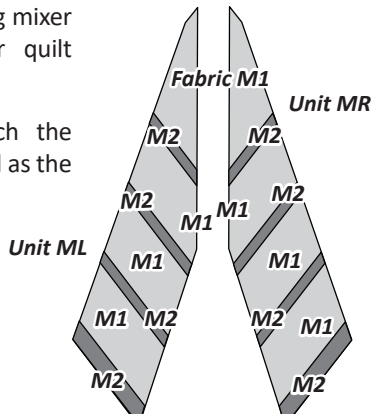
Removing Paper: It is recommended that you only remove the foundation paper from each Unit just prior to joining it to another block or block group. Some of the mixer elements do not require you to remove the paper until you are ready to assemble the whole quilt project, while other mixer elements are joined at this time to complete the block group that you are working on. It is important that you read forward before sewing any of the block groups together.

Registration Lines: If you did not sew your Registration Lines you will need to complete them before you remove the paper.

► Finishing the Block

To avoid Y-seams in the assembly process, Units in this chapter are **NOT** joined at this time. The pieces are set aside until all the piecing is completed for the remaining mixer blocks used to create your quilt project.

*The fabric references match the front side of the blocks, as well as the color layout in Quiltster.



GROUP D: DRAGON'S TAIL BORDER INSTRUCTIONS

Ziploc Storage Bags: You will need (6) bags to complete the organization for these instructions. Label the bags as follows to stay organized while cutting the Foundation Units and Templates.

- Bag #D1: (4) ea Units D1, D4, D5, D8, Foundation Papers.
- Bag #D2: (4) ea. Units D3, D6, Foundation Papers.
- Bag #D3: (4) ea. Units D2, D7, Foundation Papers.
- Bag #D4: (4) ea. Units D9-D12, Foundation Papers.
- Bag #D5: (1) ea. T-Templates D1 thru D8.
- D-Template Bag: (TLS) #1- #16, Templates D1-1, D4-1, D5-1, D8-1, D9-1 D10-1, D11-1, D12-1

