

Coral Reef

Booklet Four

Sea Leaf, Group C

Sea Leaf: Includes the foundation papers, template layout sheets, and instructions needed to complete the cutting and piecing for Group C:

- **Group C: Unit C1 & Unit C2**

Newsprint NP 802, NP 803, TP 602, and TP 603: The newsprint in your instructions package includes the Foundation Papers and Template Layout Sheets (TLS) required to complete the cutting and piecing instructions for both Units C1 and C2.

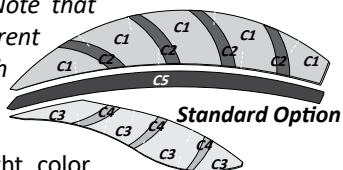
Reference Page 3 of the Introduction Booklet under **Foundation Papers and Templates* for instructions on how to cut out the Foundation Papers, and Template Layout Sheets in this booklet.

After the Foundation Papers and Template Layout Sheets are cut out the papers, Units C1 & C2 are placed into their associated Bag #s listed below. The Template Layout Sheets are stacked in numerical order (TLS) 1-5, then placed into a temporary bag assigned to the Group C Templates. After the templates are placed with their assigned fabrics and the template cutting is completed for each fabric, the templates and fabrics are then placed with the foundation papers into their assigned Bags.

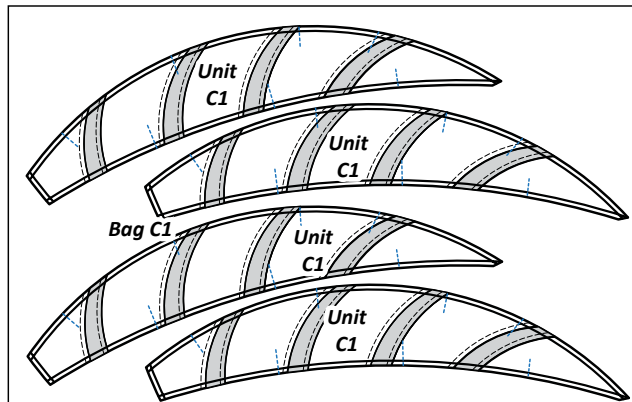
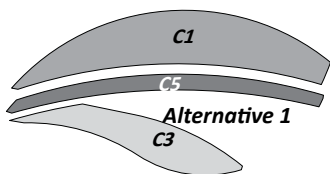
Ziploc Bags: (3) large Ziploc bags are needed to keep your fabrics, templates, and papers organized. Label as follows:

- **Bag #C1:** (8) Unit C1 Foundation Papers
- **Bag #C2:** (8) Unit C2 Foundation Papers
- **Group C Temp Bag:** Template Layout Sheets 1-5.

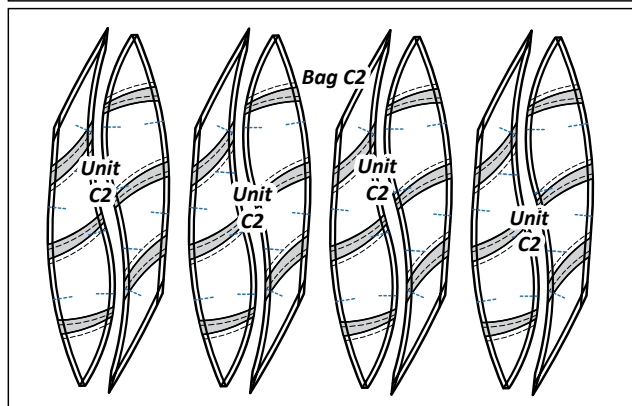
Color Options: For each C Block (Includes both C1 and C2), there is the *Standard Option* and (5) *Alternatives*. You should choose the standard option if you want all (8) units to look the same for each Block Group C. Note that the fabrics for Unit C1 are different than the fabrics for Unit C2 with this option. This option can be used with, one, two, or four color groups. When working with eight color groups and piecing on both sides of the leaf, work with Alternative 4.



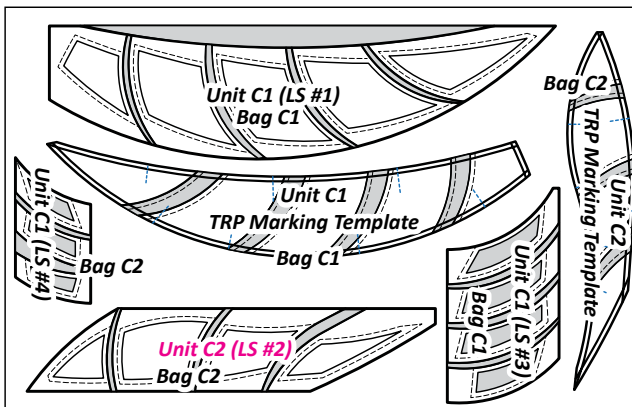
- **Alternative 1:** If you don't want to paper piece either unit, choose this alternative. Best if used with One, Two, & Four color groups. Eight color options will increase your yardage by almost two yards. We recommend all the stems be cut from the same fabric.



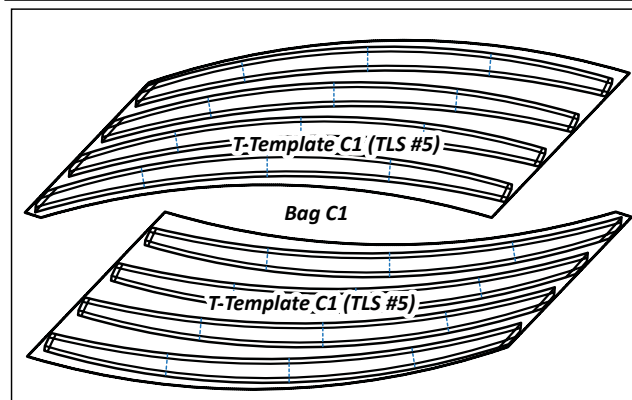
▶ (2) NP 802



▶ (1) NP 803



▶ (1) TP 602



▶ (1) TP 603