

GROUP C: STAR POINT BORDER

Ziploc Storage Bags: You will need (1) bag to complete the organization for these instructions. Label the bag as follows to stay organized while cutting the Foundation Units and Templates.

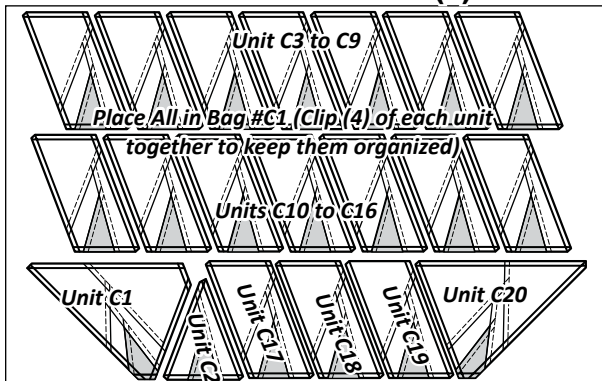
- Bag #C1: (4) of each Unit C1 to C20 (clip the pieces together by unit to stay organized), and all of the TLS #1 to #4.

► Preparing the Foundation Papers:

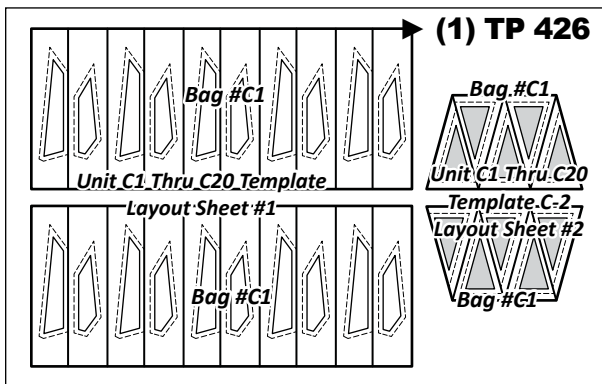
Foundation Papers: This section includes enough foundation papers and templates to complete (4) 5-3/4" by 68" pieced border strips. Please pull apart this package and check, at this time, to make sure your pattern includes all of the newsprint listed below.

Step 1: The Foundation Units [NP 617] and Cutting Templates on [TP 426] and [TP 427] are placed into Bag #C1 as shown in the newsprint graphics that follow. *Refer back to General Information for Foundation Papers and Templates for additional instructions on how to prepare your foundation papers and templates.

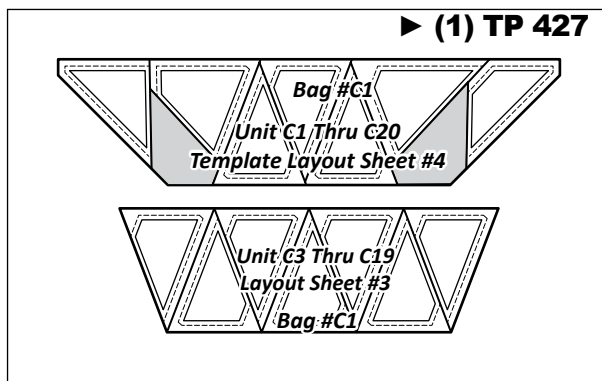
► (4) NP 617



► (1) TP 426



► (1) TP 427



► Star Point Border Fabric Information:

The table that follows includes yardage, fabric numbers, and a reference to which fabrics go with each TLS to complete the Group C Border Units. This table is your guide for not only selecting your own colors, but keeping you organized. Don't forget to cut a swatch of your chosen fabric to paste in the box in the *Assigned Color* column! Reference the *Color Layout* graphic on the next page for a graphical representation of where each of the fabrics go.

Units C1 to C20, Make (4) Border Groups

GROUP-C FABRIC #	YARDAGE INCH	ASSIGNED COLOR
<u>Fabric C1</u> Unit C1 to C20 (TLS #3 & #4)	<u>1 5/8 yd</u> or (58")	Fabric Swatch
<u>Fabric C2:a</u> Unit C1 to C20 (TLS #1)	<u>1/2 yd</u> or (18")	Fabric Swatch
<u>Fabric C2:b</u> Unit C1 to C20 (TLS #1)	<u>1/2 yd</u> or (18")	Fabric Swatch
<u>Fabric C2:c</u> Unit C1 to C20 (TLS #1)	<u>1/2 yd</u> or (18")	Fabric Swatch
<u>Fabric C2:d</u> Unit C1 to C20 (TLS #1)	<u>1/2 yd</u> or (18")	Fabric Swatch
<u>Fabric C3:a</u> Unit C1 to C20 (TLS #2)	<u>1/4 yd</u> or (5-1/4")	Fabric Swatch
<u>Fabric C3:b</u> Unit C1 to C20 (TLS #2)	<u>1/4 yd</u> or (5-1/4")	Fabric Swatch
<u>Fabric C3:c</u> Unit C1 to C20 (TLS #2)	<u>1/4 yd</u> or (5-1/4")	Fabric Swatch
<u>Fabric C3:d</u> Unit C1 to C20 (TLS #2)	<u>1/4 yd</u> or (5-1/4")	Fabric Swatch