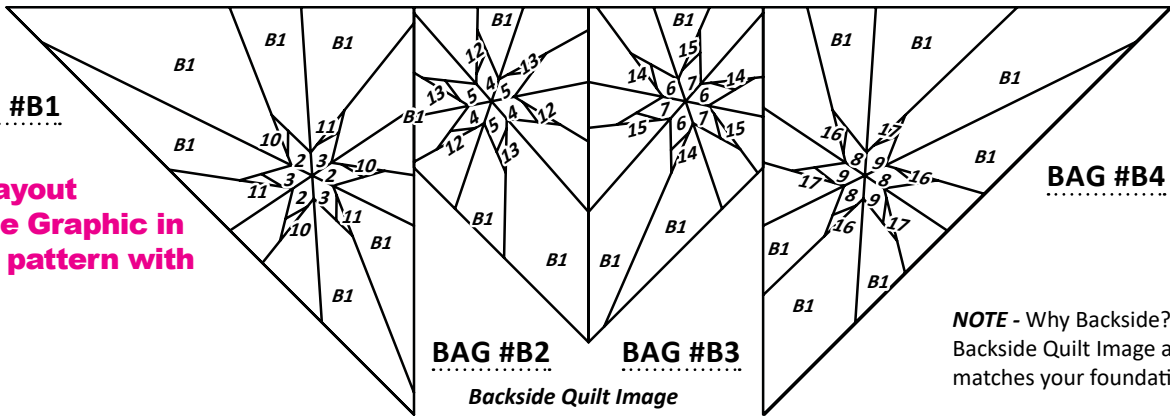


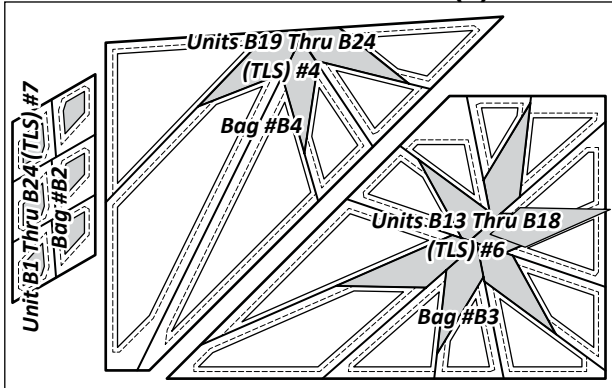
BAG #B1

► **Color Layout**
(Replace Graphic in original pattern with this)

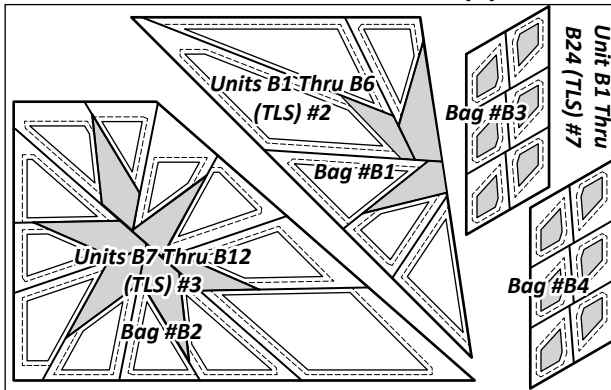


NOTE - Why Backside?: The Backside Quilt Image always matches your foundation papers.

► **(1) TP 418**



► **(1) TP 419**



► **Fabric Information**

The table to the right includes yardage, fabric numbers, and a reference to which fabrics go with the Templates and (TLS) to complete Units B1 through B24. This table is your guide for not only selecting your own colors, but keeping you organized. Don't forget to cut a swatch of your chosen fabric to paste in the box in the Assigned Colors column! Page 2 also includes a graphic showing you exactly where each Fabric Reference should go in the block. Use this, along with the table to make sure you are placing each fabric where you want it to show up in the quilt.

Units B1 Through B24, Make (4) of Each		
GROUP-B FABRIC #	YARDAGE INCH	ASSIGNED COLOR
<u>Fabric B1</u> (TLS)#1-#6	$\frac{3-7}{8}$ yd or (136")	Fabric Swatch
<u>Fabric B2</u> (TLS)#7	$\frac{1}{8}$ yd or (4-1/2")	Fabric Swatch
<u>Fabric B3</u> (TLS)#7	$\frac{1}{8}$ yd or (4-1/2")	Fabric Swatch
<u>Fabric B4</u> (TLS)#7	$\frac{1}{8}$ yd or (4-1/2")	Fabric Swatch
<u>Fabric B5</u> (TLS)#7	$\frac{1}{8}$ yd or (4-1/2")	Fabric Swatch
<u>Fabric B6</u> (TLS)#7	$\frac{1}{8}$ yd or (4-1/2")	Fabric Swatch
<u>Fabric B7</u> (TLS)#7	$\frac{1}{8}$ yd or (4-1/2")	Fabric Swatch
<u>Fabric B8</u> (TLS)#7	$\frac{1}{8}$ yd or (4-1/2")	Fabric Swatch
<u>Fabric B9</u> (TLS)#8	$\frac{1}{8}$ yd or (4-1/2")	Fabric Swatch
<u>Fabric B10</u> (TLS)#8	$\frac{1}{8}$ yd or (3-1/2")	Fabric Swatch
<u>Fabric B11</u> (TLS)#8	$\frac{1}{8}$ yd or (3-1/2")	Fabric Swatch
<u>Fabric B12</u> (TLS)#8	$\frac{1}{8}$ yd or (3-1/2")	Fabric Swatch
<u>Fabric B13</u> (TLS)#8	$\frac{1}{8}$ yd or (3-1/2")	Fabric Swatch
<u>Fabric B14</u> (TLS)#8	$\frac{1}{8}$ yd or (3-1/2")	Fabric Swatch
<u>Fabric B15</u> (TLS)#8	$\frac{1}{8}$ yd or (3-1/2")	Fabric Swatch
<u>Fabric B16</u> (TLS)#8	$\frac{1}{8}$ yd or (3-1/2")	Fabric Swatch
<u>Fabric B17</u> (TLS)#8	$\frac{1}{8}$ yd or (3-1/2")	Fabric Swatch

MIDNIGHT SAFARI LINE DRAWING AND FABRIC REFERENCES

If you have used Quiltster to create your own color layout, fabric references are included in the program that tell you which fabric numbers apply to which pieces in the quilt. This makes a seamless tie back to the pattern. Use this drawing And the Unit Charts throughout the pattern to complete the color layout for your quilt! To see what it will look like before you make your final fabric selection, use Quiltster! <http://www.quiltster.com>.

