

Errata

ERRATA AND UPDATES: After the Windy Day Book went to print, we reviewed the Charm Element packages and determined some smarter ways to package the blocks to reduce the overall cost of the projects included in the book. We decided that this change was worth the adjustments and Please reference the new list for the correct # of blocks each Charm Element can make to the right. This should replace the table on Page 5.

Page 11 Correction: As a result of the changes to the number of packages included in a Charm Element, the Windy Day pieced quilt on Page 11 no longer requires (2) packages of CE #21. The pattern can be completed with only (1) package. We have reviewed all other layouts and verified that the information provided in the book is correct.

Any additional corrections to the book moving forward will be posted on the Quiltworx Website at <http://www.quiltworx.com/patterns/windy-day>. So, if you think you may have found something that needs to be corrected, be sure to let us know so we can share the updated information with everyone!


Thank you ~ Judy and Judel and Brad.

Quiltworx.com

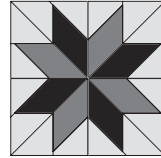
COMPATIBLE CHARM ELEMENTS (CE)

12 X 12

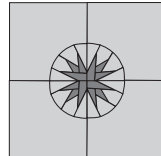
CE #11 CACTUS
FLOWER (A-12)
(Makes (6) 12" Blocks)



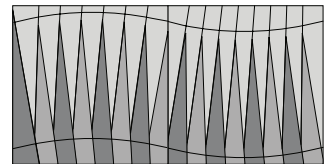
CE #10 LARGE STAR (LS-12)
(Makes (10) 12" Blocks)



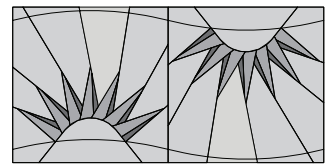
CE #12 CACTUS FLOWER
BLOSSOM (AD12)
(Makes (6) 12" Blocks)



CE #25 WAVY SPIKE (AE12)
(Makes (8) of group to right)

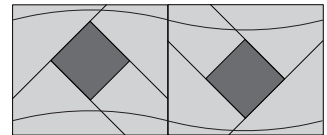


CE #26 WAVY
SUNRISE (AF12)
(Makes (5) of group to right)




10 X 12

CE #24 WAVY
SQUARE (AB10)
(Makes (5) of group to right)



8 X 12

CE #23 WAVY STARS (AB8)
(Makes (6) of group to right)

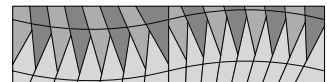


6 X 12

CE #21 WAVY GOOSE (AB6)
(Makes (12) of group to right)



CE #22 WAVY SPIKE (AC6)
(Makes (12) of group to right)



6 X 6

CE #3 HAYSTACK (CA2)
(Makes (20) 6" Blocks)



CE #18 CIRCLING
GOOSE (HZL)
(Makes (30) 6" Blocks)



CE #19 DIAGONAL BORDER
BLOCK (C-6)
(Makes (36) 6" Blocks)

