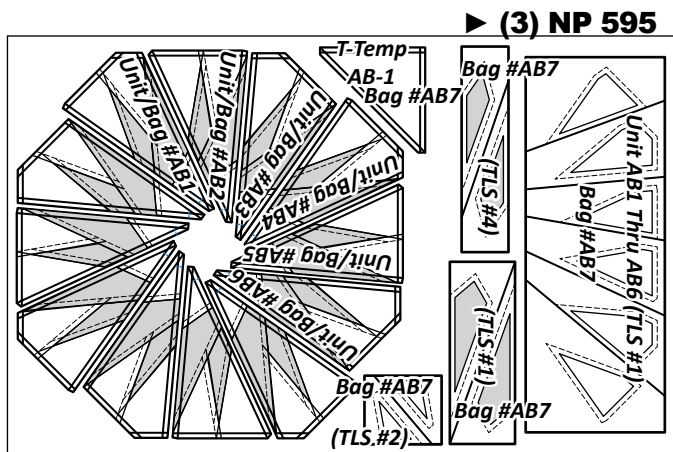
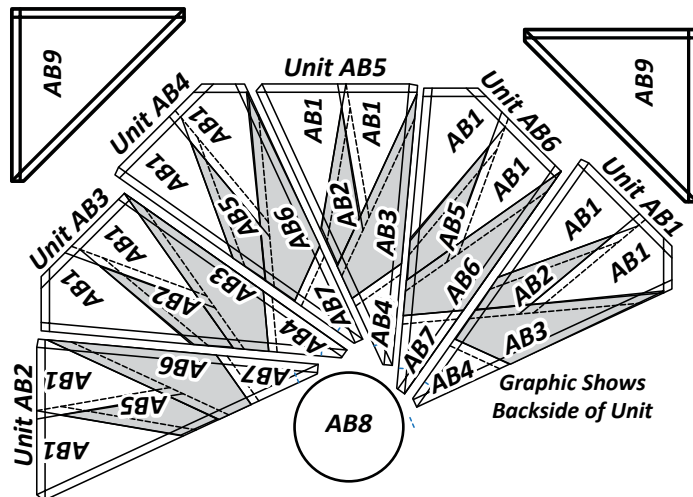


## ► Preparing the Foundation Papers:

**Step 1:** Cut out the Foundation Papers for Units AB1 through AB6 along with the associated Templates and Template Layout Sheets [NP 595]. See the newsprint graphic below as a reference to organize your units and templates into bags. \*Refer back to General Information for Foundation Papers and Templates for additional instructions on how to prepare your foundation papers and templates.



## ► Color Layout:



## CUTTING INSTRUCTIONS: BLOCK AB

### ► Fabric AB1: Units AB1 Thru AB6 (TLS #1)

**Step 1:** Cut (6) 7" x 42" strips from Fabric AB1. Open and re-stack the strips facing *right-side up* into (2) stack of (3) strips.

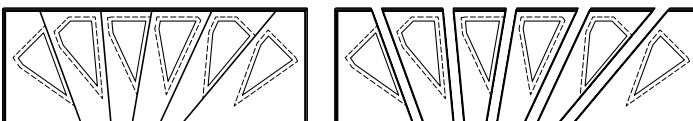


**Step 2:** Position (2) Unit AB1 through AB6 Template Layout Sheet #1 onto the stack and cut (2) pieces matching the size of the template from each strip for a total of (12) pieces.

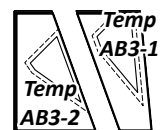

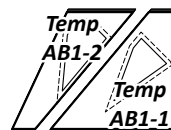


**Step 3:** Re-stack (4) pieces, under each (TLS). A paper clip is clipped to each section on the Layout Sheet before you begin cutting.

**Step 4:** Cut the TLS and the fabrics beneath apart on the Cut Lines moving in numerical order until all of the pieces are cut apart.



- Place (6) each AB1-1, and AB1-2 with Unit AB1 in Bag #AB1.
- Place (6) each AB1-1, and AB1-2 with Unit AB4 in Bag #AB4.
- Place (6) each AB2-1, and AB2-2 with Unit AB2 in Bag #AB2.
- Place (6) each AB2-1, and AB2-2 with Unit AB5 in Bag #AB5.
- Place (6) each AB3-1, and AB3-2 with Unit AB3 in Bag #AB3.
- Place (6) each AB3-1, and AB3-2 with Unit AB6 in Bag #AB6.



## COMPASS FABRIC INFORMATION

Reference the table and color layout below for yardage, fabric references, and swatch boxes to organize your fabrics.

Units AB1 thru AB6: Make (8) of each Unit		
GROUP AB FABRIC #	YARDAGE OR INCHES	ASSIGNED COLOR
Fabric AB1 Units AB1 thru AB6 (TLS #1)	1-5/8 yds or (42")	FABRIC SWATCH
Fabric AB2 Temp S-1 (TLS #4)	1/4 yd or (7-1/2")	FABRIC SWATCH
Fabric AB3 Temp S-2 (TLS #3)	3/8 yd or (10-1/2")	FABRIC SWATCH
Fabric AB4 Temp S1 (TLS #3)	1/8 yd or (4-1/4")	FABRIC SWATCH
Fabric AB5 Temp S-1 (TLS #4)	1/4 yd or (7-1/2")	FABRIC SWATCH
Fabric AB6 Temp S-2 (TLS #3)	3/8 yd or (10-1/2")	FABRIC SWATCH
Fabric AB7 Temp S1 (TLS #3)	1/8 yd or (4-1/4")	FABRIC SWATCH
Fabric AB8 AP-Center Temp	1/8 yd or (4-1/2")	FABRIC SWATCH
Fabric AB9 T-Temp AB-1	1/4 yd or (9")	FABRIC SWATCH