












**Group B: Units B1, B2L & B2R,
& B3L & B3R, Make (8)**

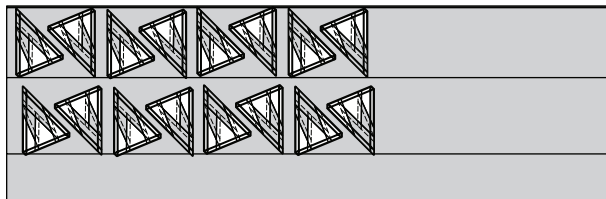
GROUP B FABRIC #	YDS (INCH)	ASSIGNED COLOR
Fabric B1 Unit B1 (Bkgnd TLS)	3/8 YD OR (10-1/2")	 JN-C3706 PEPPERMINT
Fabric B2 Unit B1 (Temp B1-2)	N/A	NOT USED
Fabric B3 Unit B1 (Temp B1-4)	N/A	
Fabric B4 Unit B2R, B2L, B3R, & B3L (Bkgnd TLS)	1-5/8 YD OR (54")	
Fabric B5 Unit B2L, B2R, B3L & B3R (Temp B2-1)	1/4 YD OR (7")	 JN-C4057 MERLOT
Fabric B6 Unit B2R, B2L, B3R, & B3L (Temps B2-4 & -5)	1/2 YD OR (18")	 JN-C4057 BLACK
Fabric B7 Unit B2R, B2L, B3R, & B3L (Temps B2-8 & -9)	5/8 YD OR (18-1/2")	 JN-C4061-FLAME

**Group C: Units C1L, C1R, C2L, C2R, C3,
C4L, C4R, C5L, & C5R, Make (8)**

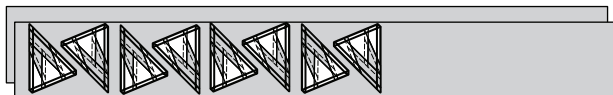
GROUP C FABRIC #	YDS (INCH)	ASSIGNED COLOR
Fabric C1 Unit C1L, C1R, C2L, C2R, & C3 (Bkgnd TLS)	2-1/2 YD OR (90")	 JN-C4064 CHERRY
Fabric C2 Unit C1L, C1R, C2L, C2R, & C3 (Temp G-1)	3/8 YD OR (12")	 JN-C4057-ICE
Fabric C3 Unit C1L, C1R, C2L, C2R, & C3 (Temp G-1)	3/8 YD OR (12")	 JN-C4057-ICE
Fabric C4 Unit C1L, C1R, C2L, C2R, & C3 (Temp G-1)	3/8 YD OR (12")	 JN-C4057-ICE
Fabric C5 Unit C4L, C4R, C5L, & C5R (Bkgnd TLS)	2-5/8 YD OR (90")	 JN-C4057-ICE
Fabric C6 Unit C4L, C4R, C5L, & C5R (Accent TLS)	1-7/8 YD OR (63")	 JN-C4064 CHERRY
Fabric C7 T-Templates C1, C2R, & C2L	3/8 YD OR (13")	 JN-C4059-FOG

Revised Cutting Instructions for Unit B1

Step 1: Cut Fabric B1 as directed in the pattern, into (2) 5-1/4" x 42" strips.



Step 2: Stack the strips, *right-side up*. Using a **Unit B1** Foundation Paper as a guide, cut around the edge on the solid dark line. Make sure to cut the Smart Corners!



Step 3: Clip the pieces together beneath one **Unit B1** Foundation paper and place into the proper bag.

Step 4: You do not need the additional papers or cutting templates for this Unit.

Step 5: When it comes time to assemble the Unit B1 and B2 pieces, simply sew these pieces in place of **Unit B1** to complete the block!

OVERALL PATTERN YARDAGE

YDS (INCH)	ASSIGNED COLOR
1/2 YD OR (15-3/4")	 JN-C3706 PEPPERMINT
7/8 YD OR (27")	 JN-C4057 MERLOT
7/8 YD OR (27-1/2")	 JN-C4057 BLACK
4-1/2 YD OR (159")	 JN-C4057-ICE
1-7/8 YD OR (67")	 JN-C4059 FOG
4-7/8 YD OR (172-1/2")	 JN-C4064 CHERRY
1-1/4 YD OR (41-3/4")	 JN-C4061-FLAME