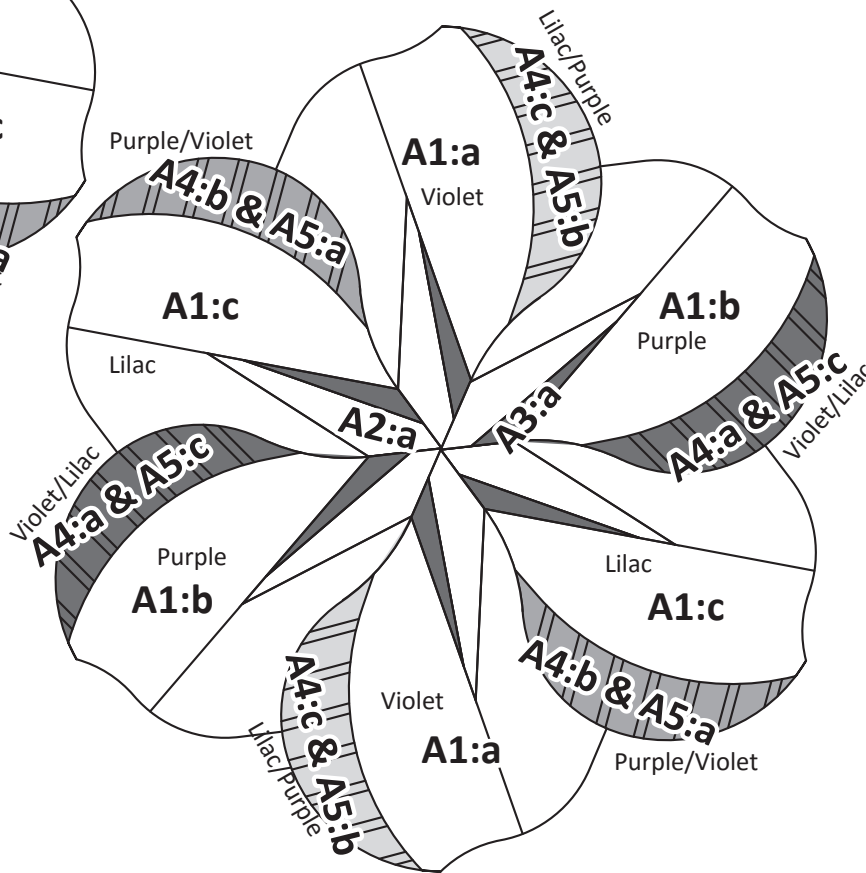
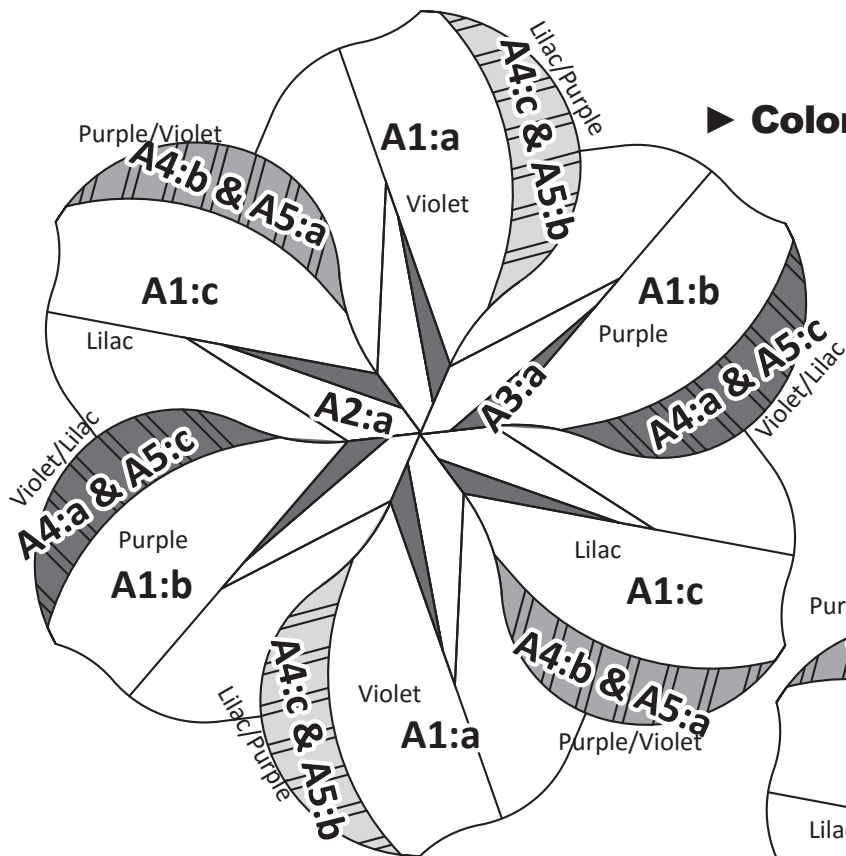
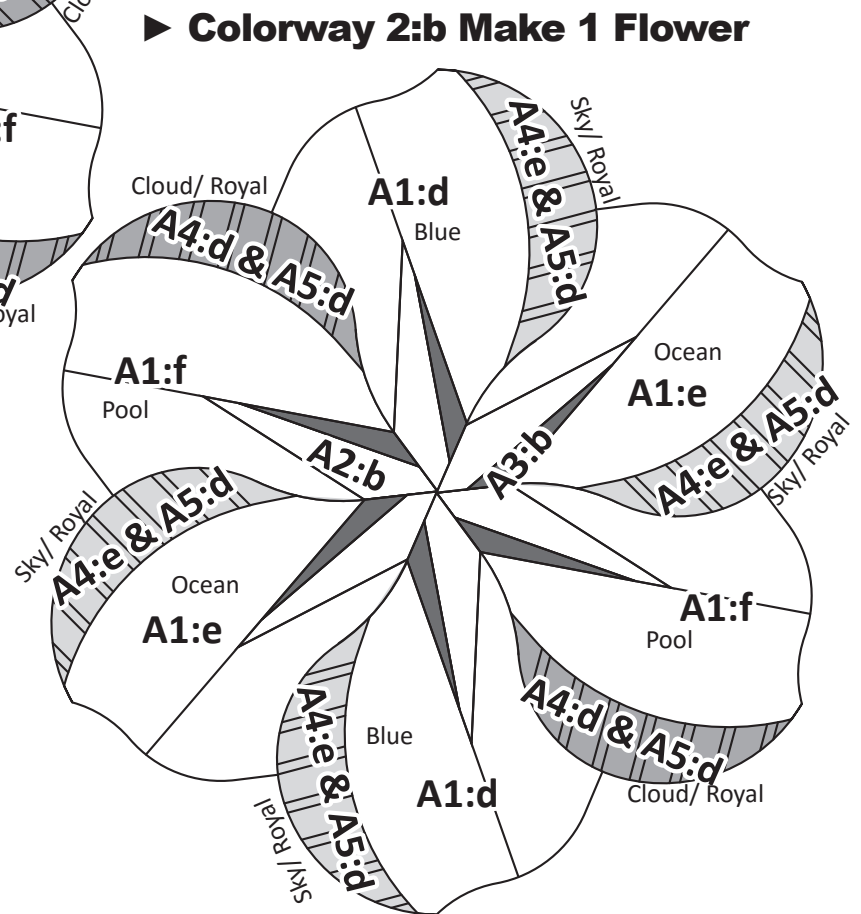
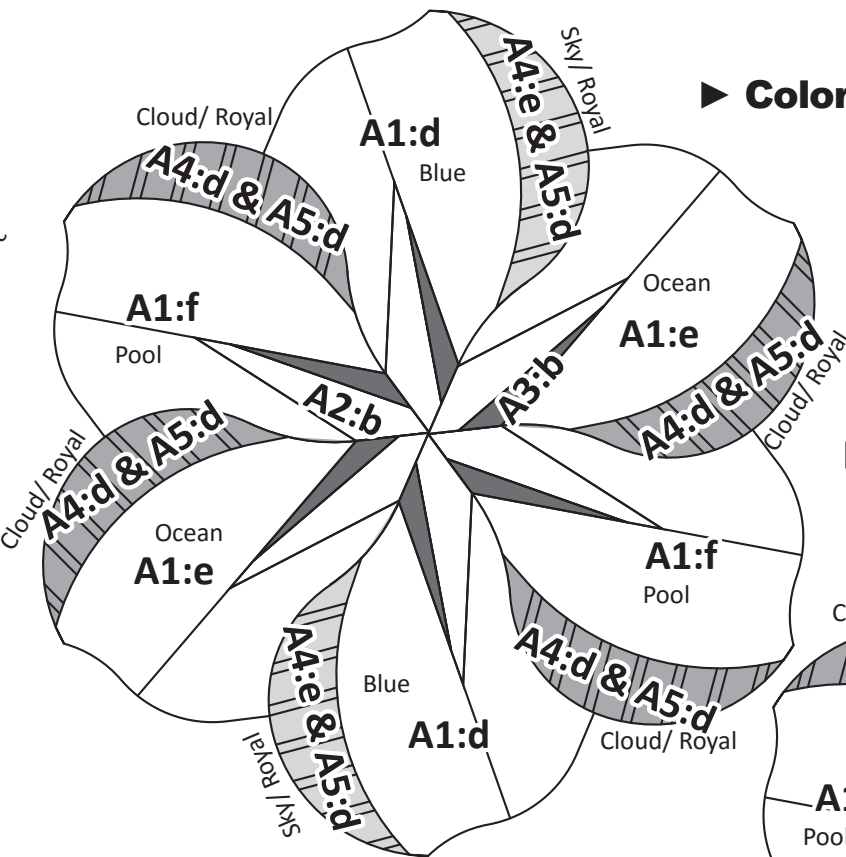


► **Colorway 1: Make 2 Flowers**



Colorway #1, Make 2, Purple Cover						Option #1 Unit D Piecing			
Color	Unit C	Color	Bkg	Color	Accent	Color	Unit D	Color	Unit D
A1:	Flower	A2:	Star	A3:	Star	A4:	D Bkg	A5:	Accent
A1:a	Violet	A2:a	Sun	A3:a	Squash	A4:c	Lilac	A5:b	Purple
A1:b	Purple	A2:a	Sun	A3:a	Squash	A4:a	Violet	A5:c	Lilac
A1:c	Lilac	A2:a	Sun	A3:a	Squash	A4:b	Purple	A5:a	Violet
A1:a	Violet	A2:a	Sun	A3:a	Squash	A4:c	Lilac	A5:b	Purple
A1:b	Purple	A2:a	Sun	A3:a	Squash	A4:a	Violet	A5:c	Lilac
A1:c	Lilac	A2:a	Sun	A3:a	Squash	A4:b	Purple	A5:a	Violet

Colorway #2: Blue Cover Flower						Option #2: Coloway (2:a) & (2:b) Unit D Piecing				
Color A1:	Unit C Flower	Color A2:	Bkg Star	Color A3:	Accent Star	Colorway (2:a) A4:	Colorway (2:b) A4:	Unit D Bkg	Color A5:	Unit D Accent
A1:d	Blue	A2:b	Cloud	A3:b	Squash	A4:e	A4:e	Sky	A5:d	Royal
A1:e	Ocean	A2:b	Cloud	A3:b	Squash	A4:d	A4:e	Cloud	A5:d	Royal
A1:f	Pool	A2:b	Cloud	A3:b	Squash	A4:d	A4:d	Cloud	A5:d	Royal
A1:d	Blue	A2:b	Cloud	A3:b	Squash	A4:e	A4:e	Sky	A5:d	Royal
A1:e	Ocean	A2:b	Cloud	A3:b	Squash	A4:d	A4:e	Sky	A5:d	Royal
A1:f	Pool	A2:b	Cloud	A3:b	Squash	A4:d	A4:d	Cloud	A5:d	Royal



*\* Special Correction Note for Colorway 2:a & 2:b: There should have been two Colorways for the Blue Flower shown on the cover. [Colorway 2:a] and [Colorway 2:b] Please accept our apology for duplicating the same flower twice.*